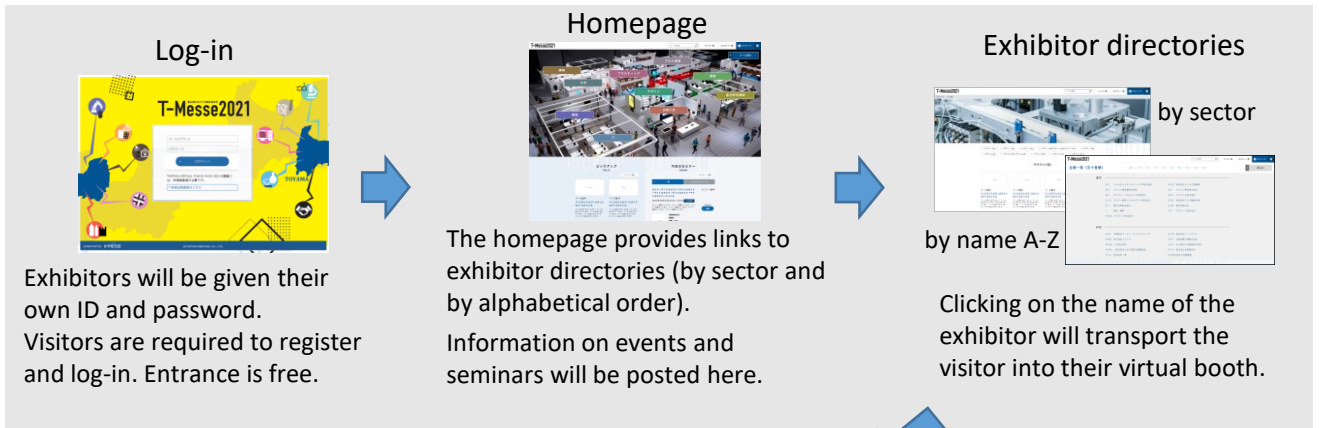


T-Messe 2021 virtual event platform offers the following features:



Virtual Booth

Easy navigation menu allows visitors to explore the booth. Exhibitors are required to prepare contents (images, videos, text) for introducing their products/technologies and set up their own booth. Please see the next page for how to set up a booth.

Homepage

English Booth List Seminar List My Page

Language setting can be changed to view contents in Japanese, English, or simplified Chinese. Please note that automatic translation is NOT available. Exhibitors are required to translate the contents by themselves. Translating into Japanese is mandatory.

An image or a graphic that reflects the corporate image can be posted on the homepage.

Video
Exhibitors can upload promotion videos of their company/products.

Product information
Exhibitors can create pages for their products and upload PDF brochures.

Video meeting system
See details on next page.

Text chat function
Visitors can chat with company representatives at the booth. See details on next page.

How to set up and manage your virtual booth

As an exhibitor, you will have access to a dedicated tab called "My Page" in the virtual platform. Once logged in, click the "My Page" tab located on the top right corner. In "My Page", you can set up and manage the booth and interact with visitors to your booth via the text chat function or the online video meeting function.

Language setting of "My Page" can be chosen from Japanese, English, or simplified Chinese.

How to set up a virtual booth

- Prepare contents such as images, videos, and text for introducing your company, products, and technologies.
- Fill out the information in the specified form and upload videos and images, and your company booth is set up.
- You can also upload PDFs of your products' descriptions or catalogues.
- Please translate the contents for foreign language pages by yourselves. The virtual platform **does NOT have automatic translation function**. Translating into Japanese is an essential requirement for virtual zone exhibitors.

Fill out the form

Video meeting system


When there is a contact from a visitor at your booth, you can start a video call.

You can set up the date and time so that the video meetings can be held only when your booth is staffed with a representative who can speak Japanese.

12月1日 10:00~11:00

商談開始10分前です。
予約 凸版印刷 Room1

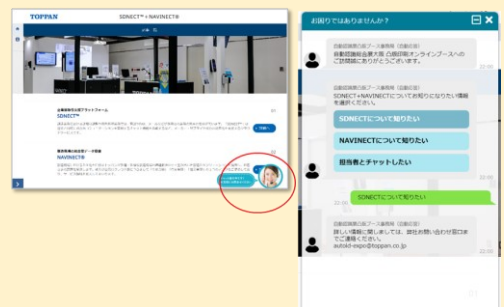
商談に参加



Text chat function

Visitors at your booth can make inquiries to you using the chat function.

You can prepare common questions and answers so that you can reply quickly. You can chat in real time with visitors.



Log management function

You can obtain useful information from "My Page", such as the number of visitors to your booth and affiliations of the visitors (extracted from information entered when registering as a visitor).

You can analyze these data and utilize them for your business and sales development.

Contents log

ゾーン	訪問者数 (ローザ数)	訪問回数 (PV)
ブースA	999	2000
ブースB	789	2513
ブースC	102	300

Visitor log

日付	訪問者数 (ニューズ数)	訪問回数
2021/3/1	999	2000
2021/3/2	789	2513
2021/3/3	102	300